

Webelos Woods




April 23-24, 2010
Lost Lake Scout Camp



BOY SCOUTS OF AMERICA






Calling All First and Second Year Webelos and Boy Scout Troops.

Come out to **Webelos Woods** and have some fun!

It will be outside the **Lost Lake Mess Hall** on **April 23rd (7-8pm) - 24th (8pm)**



If you are a **Second Year Webelo**, you should come, because **Second Year Webelos** will be **Crossing Over**, and becoming a **Boy Scout**

If you are a **Boy Scout**, you should come, and help support our **Webelos**, and introduce them into **Boy Scouting**

It will be \$25 if you pre-register at the Scout Office or \$30 if you pay at the door.

- What we will be doing:**
- Check-In- 7-8pm
 - Flag Ceremony and Announcements- 8 pm
 - Cracker Barrel and **Movie**- 8:30 pm
 - Lights Out- 10:30 pm
 - Wake Up- 7 am
 - Breakfast- 8 am
 - Stations (1-3)- 9 am
 - Lunch 12:45 pm
 - Stations (4-5)- 2 pm
 - Hike- 4:45 pm
 - Dinner- 5:45 pm
 - Cross Over Ceremony- 7 pm
 - Dismissal- 8 pm

- You need to bring:**
- Class A Uniform (shirt, pants, belt, etc.)
 - Warm Coat
 - Snow Pants
 - Warm Under Clothes (long underwear, fleece, sweaters, etc.)
 - Warm Gloves or Mittens
 - Extra Gloves
 - Winter Hat
 - Hiking Boots
 - Gear Pack
 - Day Pack
 - First Aid Kits
 - Matches
 - Compass
 - Sleeping Bag
 - Sleeping Pad
 - Pillow
 - Toiletries



**If you cross over this weekend, you will already be started on your next rank (Tenderfoot)
We will be working on:**

Outdoor Activity Award

1. Participate in a nature hike in your local area. This can be on an organized, marked trail, or just a hike to observe nature in your area.
2. Participate in an outdoor activity such as a picnic or park fun day.
4. Attend a pack overnighiter. Be responsible by being prepared for the event.



Tenderfoot

4a. Demonstrate how to whip and fuse the ends of a rope.

4b. Demonstrate that you know how to tie the following knots and tell what their uses are: two half hitches and the taut-line hitch.



5. Explain the rules of safe hiking, both on the highway and cross-country, during the day and at night. Explain what to do if you are lost.

7. Repeat from memory and explain in your own words the Scout Oath, Law, motto, and slogan.

11. Identify local poisonous plants; tell how to treat for exposure to them.

12a. Demonstrate how to care for someone who is choking.

12b. Show first aid for the following:

- Simple cuts and scrapes

- Blisters on the hand and foot


- Minor (thermal/heat) burns or scalds (superficial, or first-degree)

- Bites or stings of insects and ticks

- Venomous snakebite

- Nosebleed

- Frostbite and sunburn



MAKING THE JUMP TO BOY SCOUTS

Coming early and staying late

Units are more than welcome to stay Saturday night at Lost Lake if they chose to but NO services will be available to you after the end of program Saturday night, including water from the dining hall as the Order of the Arrow will be cleaning the facility. Check in starts at 7PM, if you arrive early you will find the dining hall locked and you will be asked to wait outside until check in opens at 7 PM.

FOOD

Breakfast, Lunch and Dinner are provided on Saturday at the Dining Hall. There will also be a light cracker barrel at the Dining Hall Friday night before our Scouting MOVIE NIGHT!! Please be sure to eat dinner before arriving at Camp. If you choose to stay tell Saturday morning be sure that you bring your own breakfast.

Crossover Ceremony

The Order of the Arrow will be conducting a crossover ceremony for any Scouts who have obtained the Arrow of Light this year or those Scouts who are ready to crossover into Boy Scouts who wish to take part with the permission of their unit leader. Some Troops like to present their freshly crossed over Boy Scouts with a token of Troop membership (i.e. Troop Neckerchief), so don't forget these items for Saturday's Crossing Over Ceremony.

